

EXOMIDE



SKIN + SCALP EXOSOME THERAPY

FOR HEALTHCARE PRACTITIONERS

XYTIDE



What Are Exosomes

Exosomes are small nano-sized vesicles that are produced and released by cells in the body!¹

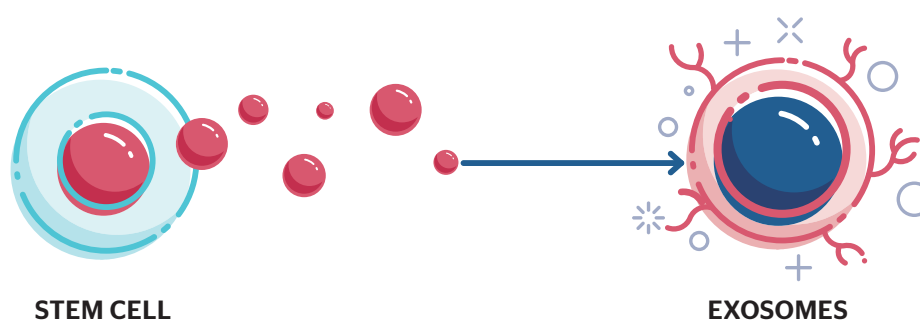
Exosomes contain a variety of molecules including proteins, RNA (ribonucleic acid), lipids (fats) and other bioactive substances.¹ The contents of exosomes vary depending on the type of cell they were derived from.

Once exosomes are secreted or pushed outside a cell they play a crucial role in cell-to-cell communication with the ability to transfer information and change the behaviour of neighbouring cells.

This intercellular communication can influence²:

- Cell regeneration
- Tissue repair
- Immune regulation

It is important to note that exosomes are not cells themselves; they are small vesicles released by cells and are incapable of reproduction or transformation. They are cell-free, DNA-free and their main function is to influence other cells giving them a favourable safety profile.²





Exomide™

Exomide is a regenerative exosome therapy derived from adipose tissue (fat tissue) stem cells.

The regenerative benefits of adipose stem cells include:



- Anti-inflammation^{3,8}
- Collagen Stimulation^{3,8}
- Elastin Production^{3,8}
- Pigmentation and Brightening^{3,8}

Exomide has been on the market since 2020 and originates from Cosmedician, a leading South Korean cosmetic manufacturing company. Cosmedician specialises in research and development of new bio-cosmetic products and has a global distribution network.

Exomide manufacturing involves cell collection, purification, filtration and exosome production with rigorous quality control and testing throughout the entire process.



Exomide™ Ingredients

	SKIN REJUVENATION	SCALP REJUVENATION
	Exosome 5 billion	Exosome 10 billion
		
Exosomes	5 Billion	10 Billion
Growth Factors	EGF, VEGF, HGF, bFGF, TGF-β1, KGF and PDGF	EGF, VEGF, HGF, bFGF, TGF-β1, KGF and PDGF
Amino Acids 17 Types	Lysine, phenylalanine, valine, leucine, isoleucine, threonine, methionine, histidine, arginine, glycine, serine, proline, tyrosine, cysteine, alanine, aspartic acid, glutamic acid	Lysine, phenylalanine, valine, leucine, isoleucine, threonine, methionine, histidine, arginine, glycine, serine, proline, tyrosine, cysteine, alanine, aspartic acid, glutamic acid
Peptides 6 Types	palmitoyl pentapeptide-4, palmitoyl tripeptide-1, hexapeptide-9, acetyl hexapeptide-8, tripeptide-1, copper tripeptide-1	palmitoyl pentapeptide-4, palmitoyl tripeptide-1, hexapeptide-9, acetyl hexapeptide-8, tripeptide-1, copper tripeptide-1
Hyaluronic Acid 8 Types	Sodium Hyaluronate, Sodium Acetylated Hyaluronate, Hydrolyzed Hyaluronic Acid, Hydroxypropyltrimonium Hyaluronate, Sodium Hyaluronate Crosspolymer, Hyaluronic Acid, Potassium Hyaluronate, Hydrolyzed Sodium Hyaluronate	<i>No hyaluronic acid in Exomide Scalp</i>
Additional Ingredients	<ul style="list-style-type: none"> • Niacinamide • Glutathione 	<ul style="list-style-type: none"> • Pine needle, cypress leaf, arborvitae leaf, and ginkgo leaf extracts • Ecklonia Cava Extract

Exomide™ Results

REGENERATIVE EFFECTS BELOW THE SURFACE

SKIN REJUVENATION	SCALP REJUVENATION
<p>Exomide™ Skin helps to strengthen the skin barrier, tighten lax skin, reduce wrinkles, pores size, pigmentation, and oiliness, increase skin elasticity and collagen contents and improve evenness of skin and vascularity.⁴</p>	<p>Exomide™ Scalp can be used to improve the scalp condition accelerating the hair growth cycle and increasing hair density and thickness.^{5,6}</p>
 Reduce fine lines and wrinkles	 Restore and strengthen hair follicles ⁸
 Improve skin texture and pore size	 Stimulate hair growth
 Reduce pigmentation	 Improve scalp health
 Encourage wound healing	 Increase hair density and thickness ⁵

SKIN QUALITY

Exosomes are increasingly used to achieve an even skin tone, alleviate blemishes, reduce age spots, and minimise wrinkles. Applying exosomes is shown to increase skin elasticity and collagen with improved quality and clarity of the skin.^{4,7}

Exomide formula can:

- Reduce intracellular melanin levels³
- Reduce hyperpigmentation⁸
- Increase moisture content⁷
- Improve skin whitening⁷

Facial micro needling with immediate topical application of 5 billion exosomes compared to placebo was reported that the exosome treatment group showed improved tone, quality, and clarity of their skin compared to the Control Group ($p < .0001$), with a reduction in wrinkles, pores, pigment, oiliness, and improvement in evenness of skin and vascularity.⁴

COLLAGEN PRODUCTION

Exosomes have effects on cutaneous wound healing by accelerating fibroblast proliferation and migration and improving collagen synthesis.^{9,13}

- Increase fibroblast activity
- Improvements in fine lines and wrinkles
- Improvements in skin elasticity
- Wound healing/skin regeneration

Exosomes can increase the synthesis of ceramides to re-build the skin barrier.¹⁰

HAIR RESTORATION

Exosomes help the proliferation of hair follicles, accelerate the hair growth cycle, increase hair density, and help protect the follicle cells from damage caused by things like stress and hormones.^{6,12}

In a study with 20 patients hair density increased from 105.4 to 122.7 counts/cm² (P<.001), while mean hair thickness increased from 57.5 to 64.0 mm (P<.001), after 12 weeks of treatment. None of the patients reported serious adverse reactions.⁶

Exosomes can be an effective and safe alternative therapeutic strategy for hair loss.¹¹

- Restore and strengthen hair follicles¹²
- Stimulate hair growth
- Improve scalp health
- Increase hair density and thickness*

SAFETY

Adipose-derived exosomes are considered safe for use as a topical treatment, with no adverse effects in toxicological testing, and have potential application as a therapeutic agent and cosmetic ingredient.¹³

Application



TOPICAL APPLICATION

Exosomes can be applied directly onto to the skin's surface. The exosomes are gently massaged into the skin, allowing them to penetrate and communicate with the cells in the epidermis and dermis.



MICRO-NEEDLING

The combined use of micro-needling and exosomes facilitates the direct delivery of active ingredients beneath the epidermis. This process significantly enhances the skin's capacity to absorb active substances while minimizing the loss or wastage of these valuable components by opening channels in the skin barrier.



ENERGY-BASED DEVICES

The combination of exosomes with energy-based devices like lasers, radiofrequency, and ultrasound can enhance treatment outcomes by promoting tissue repair, collagen production, and overall skin rejuvenation.

A 12-week prospective, double-blind, randomised, split-face trial with 25 patients assessed the clinical efficacy and safety of adipose tissue stem cell-derived exosomes as an adjuvant therapy following fractional CO₂ laser treatment for acne scars, revealing significantly greater improvement with exosomes compared to control gel.¹⁴

Before and After Images

EXOMIDE™ SKIN TOPICAL APPLICATION



BEFORE



BEFORE



BEFORE



AFTER Microneedling and topical Exomide.
Result after 1 session of treatment.



AFTER Microneedling and topical Exomide.
Result after 1 session of treatment.



AFTER Microneedling and topical Exomide.
Result after 1 session of treatment.

EXOMIDE™ SCALP TOPICAL APPLICATION



BEFORE



BEFORE



BEFORE



AFTER



AFTER



AFTER

EXOMIDE

References

1. Girijesh K. Patel, et al. Diagnostic and Therapeutic Applications of Exosomes in Cancer, Academic Press, 2018.
2. Tienda-Vázquez MA. Exosomes: A Promising Strategy for Repair, Regeneration and Treatment of Skin Disorders. *Cells*. 2023 Jun 14;12(12):1625.
3. Cho, B.S.; Lee, J.; Won, Y.; Duncan, D.I.; Jin, R.C.; Lee, J.; Kwon, H.H.; Park, G.-H.; Yang, S.H.; Park, B.C.; et al. Skin Brightening Efficacy of Exosomes Derived from Human Adipose Tissue-Derived Stem/Stromal Cells: A Prospective, Split-Face, Randomized Placebo-Controlled Study. *Cosmetics* 2020, 7, 90.
4. Chernoff G (2021) The Utilization of Human Placental Mesenchymal Stem Cell Derived Exosomes in Aging Skin: An Investigational Pilot Study. *J Surg* 6: 1388.
5. Gupta AK, Wang T, Rapaport JA. Systematic review of exosome treatment in hair restoration: Preliminary evidence, safety, and future directions. *J Cosmet Dermatol*. 2023 Sep;22(9):2424-2433
6. Shin H, Ryu HH, Kwon O, Park BS, Jo SJ. Clinical use of conditioned media of adipose tissue-derived stem cells in female pattern hair loss: a retrospective case series study. *Int J Dermatol*. 2015 Jun;54(6):730-5n
7. Kim, H.J., Jung, M.S., Hur, Y.K. et al. A study on clinical effectiveness of cosmetics containing human stem cell conditioned media. *biomed dermatol* 4, 9 (2020)
8. Zhang B, Gong J, He L, Khan A, Xiong T, Shen H and Li Z (2022) Exosomes based advancements for application in medical aesthetics. *Front. Bioeng. Biotechnol.* 10:1083640
9. Wei Zhang, Xiaozhi Bai, Bin Zhao, Yan Li, Yijie Zhang, Zhenzhen Li, Xujie Wang, Liang Luo, Fu Han, Julei Zhang, Shichao Han, Weixia Cai, Linlin Su, Ke Tao, Jihong Shi, Dahai Hu. Cell-free therapy based on adipose tissue stem cell-derived exosomes promotes wound healing via the PI3K/Akt signaling pathway, *Experimental Cell Research*, Volume 370, Issue 2, 2018,
10. Shin KO, Ha DH, Kim JO, Crumrine DA, Meyer JM, Wakefield JS, Lee Y, Kim B, Kim S, Kim HK, Lee J, Kwon HH, Park GH, Lee JH, Lim J, Park S, Elias PM, Park K, Yi YW, Cho BS. Exosomes from Human Adipose Tissue-Derived Mesenchymal Stem Cells Promote Epidermal Barrier Repair by Inducing de Novo Synthesis of Ceramides in Atopic Dermatitis. *Cells*. 2020 Mar 10;9(3):680
11. Chang-Hun Huh, MD, Exosome for hair regeneration: From bench to bedside. *Journal of the American Academy of Dermatology*. 2019
12. Wu J, Yang Q, Wu S, Yuan R, Zhao X, Li Y, Wu W, Zhu N. Adipose-Derived Stem Cell Exosomes Promoted Hair Regeneration. *Tissue Eng Regen Med*. 2021 Aug;18(4):685-691
13. Dae Hyun Ha, et al. Toxicological evaluation of exosomes derived from human adipose tissue-derived mesenchymal stem/stromal cells. *Regulatory Toxicology and Pharmacology*, Volume 115, 2020,
14. Kwon HH, Yang SH, Lee J, Park BC, Park KY, Jung JY, Bae Y, Park GH. Combination Treatment with Human Adipose Tissue Stem Cell-derived Exosomes and Fractional CO2 Laser for Acne Scars: A 12-week Prospective, Double-blind, Randomized, Split-face Study. *Acta Derm Venereol*. 2020 Nov



Xytide Biotech
www.xytide.com.au
www.xytide.co.nz

E: info@xytide.com.au
P: + 61 1800 570 036

XYTIDE